









Gymnastics









RESULTS
MEN'S TEAM COMPETITION

Rank	NOC							Pen.	Total
1	RUS - Russia	(3) 27.450	(1) 27.800	(8) 26.850	(6) 29.250	(3) 27.350	(4) 26.700		165.400
2	GBR - Great Britain	(1) 28.200	(6) 26.350	(1) 27.850	(4) 29.300	(2) 28.100	(12) 25.150		164.950
3	SUI - Switzerland	(19) 25.400	11) 25.200	(6) 27.050	(1) 30.450	(1) 28.400	(1) 27.200		163.700
4	ROU - Romania	(2) 27.750	15) 24.300	(5) 27.200	(2) 29.850	(7) 26.500	(7) 26.150		161.750
5	BEL - Belgium	(5) 26.850	(2) 27.200	11) 26.200	(8) 28.950	(15) 25.350	(6) 26.250		160.800
6	FRA - France	(14) 26.000	(7) 25.850	(2) 27.600	(10) 28.700	(6) 26.650	(17) 24.600		159.400
7	BLR - Belarus	(8) 26.400	(5) 26.400	19) 24.700	(11) 28.600	(4) 26.950	(8) 26.000		159.050
8	HUN - Hungary	(4) 27.150	13) 24.900	10) 26.400	(9) 28.800	(5) 26.750	(14) 24.900		158.900
9	NED - Netherlands	(7) 26.450	(8) 25.750	12) 26.150	(5) 29.300	(27) 24.100	(3) 26.750		158.500
10	ITA - Italy	(15) 25.800	(9) 25.400	13) 26.050	(20) 27.550	(9) 26.200	(5) 26.650		157.650
11	ESP - Spain	(9) 26.350	21) 23.000	(3) 27.350	(3) 29.650	(18) 25.100	(9) 26.000		157.450
12	GER - Germany	(21) 25.350	16) 24.200	(9) 26.850	(16) 27.850	(10) 26.200	(2) 26.800		157.250
13	CYP - Cyprus	(12) 26.150	10) 25.300	15) 25.600	(12) 28.450	(13) 26.000	(13) 25.050		156.550
14	ARM - Armenia	(20) 25.400	(3) 26.650	14) 26.050	(19) 27.600	(21) 24.750	(10) 25.300		155.750
15	TUR - Turkey	(6) 26.750	20) 23.600	(7) 27.050	(23) 27.050	(8) 26.500	(21) 24.050		155.000
16	BUL - Bulgaria	(28) 24.900	18) 24.050	(4) 27.250	(21) 27.300	(16) 25.350	(11) 25.250		154.100
17	UKR - Ukraine	(13) 26.050	(4) 26.500	16) 25.050	(15) 27.900	(11) 26.150	(26) 22.400		154.050
18	CZE - Czech Republic	(23) 25.300	14) 24.450	17) 24.800	(13) 28.300	(12) 26.050	(16) 24.650		153.550
19	SRB - Serbia	(16) 25.800	19) 24.050	18) 24.750	(14) 28.100	(17) 25.200	(19) 24.400		152.300
20	SWE - Sweden	(10) 26.300	25) 21.600	20) 24.600	(17) 27.750	(14) 25.500	(18) 24.450		150.200
21	SLO - Slovenia	(18) 25.450	17) 24.200	22) 24.450	(25) 26.700	(20) 24.800	(23) 23.350		148.950
22	DEN - Denmark	(25) 25.250	24) 22.300	21) 24.600	(26) 26.600	(23) 24.600	(20) 24.200		147.550
23	CRO - Croatia	(11) 26.300	12) 25.100	27) 23.350	(29) 26.250	(29) 23.350	(28) 21.250		145.600
24	POL - Poland	(30) 23.850	22) 22.900	26) 23.700	(22) 27.200	(25) 24.400	(24) 23.150		145.200
25	LTU - Lithuania	(27) 25.050	29) 17.050	23) 24.000	(28) 26.400	(19) 25.100	(15) 24.750		142.350
26	NOR - Norway	(17) 25.500	26) 21.550	28) 22.800	(27) 26.500	(22) 24.650	(29) 20.550		141.550
27	LAT - Latvia	(24) 25.300	30) 14.900	25) 23.750	(7) 29.200	(24) 24.450	(22) 23.650		141.250
28	FIN - Finland	(22) 25.350	28) 17.350	29) 22.500	(18) 27.650	(30) 22.600	(27) 22.050		137.500
29	ISL - Iceland	(29) 24.000	27) 21.450	30) 21.150	(24) 26.800	(28) 23.750	(30) 19.550		136.700
30	GRE - Greece	(26) 25.150	31) 13.500	24) 23.950	(30) 25.700	(26) 24.150	(25) 23.150		135.600
31	AZE - Azerbaijan	(31) 11.950	23) 22.600	31) 12.100	(31) 13.250	(31) 11.700	(31) 11.150		82.750



Gymnastics

RESULTS
MEN'S TEAM COMPETITION







Rank	Bib	NOC Name							Pen.	Total	Ind. Ran
1		RUS - Russia									
	284	ZYRIANOV Grigorii	13.100	13.950	13.250	14.450	14,250	13,050		82.050	(3)
	286	LAGUTOV Andrey	13.750	12.700	13.600	14.250	12,500	13,650		80.450	(9)
	285	STEPANOV Sergey	13.700	13.850	12.350	14.800	13,100	12,450		80.250	(10)
		Total	(3) 27.450	(1) 27.800	(8) 26.850	(6) 29.250	(3) 27.350	(4) 26.700		165.400	
2		GBR - Great Britain									
	240	TULLOCH Courtney	13.850	13.000	14.450	14.325	14,050	12,450		82.500	(1)
	239	BAINES Frank	14.350	13.350	12.700	14.600	14,050	12,700		81.750	(5)
	241	CUNNINGHAM Dominick	13.250	12.450	13.400	13.950	13,300	12,350		79.350	(16)
		Total	(1) 28.200	(6) 26.350	(1) 27.850	(4) 29.300	(2) 28.100	(12) 25.150		164.950	
3		SUI - Switzerland									
	293	BAUMANN Christian	11.900	12.250	13.300	14.725	13,800	13,800		80.150	(11)
	294	WALTER Marco	13.500	12.950	11.650	14.925	13,900	12,500		79.850	(12)
	295	YUSOF Eddy		11.850	13.750		14,500	13,400		53.500	(86)
		Total	(19) 25.400	11) 25.200	(6) 27.050	(1) 30.450	(1) 28.400	(1) 27.200		163.700	
4		ROU - Romania									
	282	GROZA Andrei Ioan	13.650	12.250	14.100	14.700	14,100	13,050		81.850	(4)
	283	RADEANU Daniel Petrica	14.100	12.050	13.100	15.050	10,750	13,100		78.250	(22)
	281	AVRAM Alexandru	12.700	10.850	12.600	13.450	12,400	12,450		74.450	(48)
		Total	(2) 27.750	15) 24.300	(5) 27.200	(2) 29.850	(7) 26.500	(7) 26.150		161.750	
5		BEL - Belgium									
	209	GENTGES Maxime	13.350	13.500	13.300	14.700	12,600	13,250		80.750	(8)
	211	LOUWIJE Bram	13.450	13.700	12.900	13.700	12,650	13,000		79.400	(15)
	210	KENIS Daan	13.400	11.700	12.850	14.200	12,700	12,050		76.900	(29)
		Total	(5) 26.850	(2) 27.200	11) 26.200	(8) 28.950	(15) 25.350	(6) 26.250		160.800	
6		FRA - France									
	237	DEKEYNE Benjamin	13.200	12.850	13.100	14.550	13,400	11,650		78.750	(19)
	238	MICHOLET Stephen	12.650	13.000	14.100	14.150	12,600	12,150		78.650	(20)
	236	CLARIVET Matthieu	12.800	12.150	13.500	13.500	13,250	12,450		77.650	(25)
		Total	(14) 26.000	(7) 25.850	(2) 27.600	(10) 28.700	(6) 26.650	(17) 24.600		159.400	



Gymnastics



RESULTS
MEN'S TEAM COMPETITION

Rank	Bib	NOC Name							Pen.	Total	Ind. Ran
7		BLR - Belarus									
	213	MIKHALITSYN Vasili	12.850	14.000	10.700	14.350	13.750	13.350		79.000	(17)
	214	TSIARESHKA Artsion	12.550	12.400	11.950	14.250	12,650	11,300		75.100	(42)
	212	KUSHNEREK Aliaksei	13.550	12.100	12.750	0.000	13,200	12,650		64.250	(78)
		Total	(8) 26.400	(5) 26.400	19) 24.700	(11) 28.600	(4) 26.950	(8) 26.000		159.050	
8		HUN - Hungary									
	250	VAGNER Levente	13.650	12.700	13.700	14.450	13,650	12,800		80.950	(7)
	249	SELMECZI Bank	13.500	12.200	12.700	13.800	13,100	12,100		77.400	(27)
	248	MAKRA Laszlo	13.200	8.550	12.400	14.350	12,900	11,000		72.400	(61)
		Total	(4) 27.150	13) 24.900	10) 26.400	(9) 28.800	(5) 26.750	(14) 24.900		158.900	
9		NED - Netherlands									
	273	SCHMIDT Casimir	12.800	12.600	13.400	14.275	12,450	13,200		79.750	(13)
	274	VAN TIENDEREN Bryan	13.150	13.150	12.700	13.700	11,350	13,250		77.300	(28)
	272	KOSZTKA Karl	13.300	10.900	12.750	13.650	11,650	13,500		76.100	(35)
		Total	(7) 26.450	(8) 25.750	12) 26.150	(5) 29.300	(27) 24.100	(3) 26.750		158.500	
10		ITA - Italy									
	260	LANDINI Filippo	13.150	12.900	13.350	13.100	13,450	12,850		78.800	(18)
	262	SESTINI Lorenzo	12.450	11.150	12.700	14.450	12,750	13,350		76.850	(30)
	261	SANVITO Michele Aldo	12.650	12.500	11.550	13.050	12,050	13,300		75.100	(43)
		Total	(15) 25.800	(9) 25.400	13) 26.050	(20) 27.550	(9) 26.200	(5) 26.650		157.650	
11		ESP - Spain									
	231	PEREZ MARCHANT Ju	13.050	10.350	13.750	15.000	12,550	12,750		77.900	(24)
	232	TORREGROSA Borja	12.650	11.950	13.600	13.900	12,550	12,850		77.500	(26)
	230	ALVAREZ SERRANO Ro	13.300	11.050	12.800	14.200	10,800	13,150		75.300	(40)
		Total	(9) 26.350	21) 23.000	(3) 27.350	(3) 29.650	(18) 25.100	(9) 26.000		157.450	
12		GER - Germany									
	243	WEINERT Daniel	12.350	12.650	13.700	14.400	13,900	11,500		78.500	(21)
	244	SCHLOTTERER Lukas	13.000	11.100	13.150	13.450	11,200	13,500		75.400	(39)
	242	LEIBIGER Tim	12.250	11.550	12.150	13.400	12,300	13,300		74.950	(44)
		Total	(21) 25.350	16) 24.200	(9) 26.850	(16) 27.850	(10) 26.200	(2) 26.800		157.250	









Gymnastics

TRABZON2011 11TH EUROPEAN YOUTH OLYMPIC FESTIVAL
AVRUPA GENÇLİK OLİMPİK OYUNLARI



RESULTS

MEN'S TEAM COMPETITION

Rank	Bib	NOC Name							Pen.	Total	Ind. Ran
13		CYP - Cyprus									
	221	KRASIAS Michalis	13.300	14.000	13.700	14.450	13,100	13,800		82.350	(2)
	223	SOLEAS Christos	12.850	11.250	11.900	12.800	12,900	10,400		73.100	(57)
	222	LOUCAIDES Stefanos	11.650	11.300	11.350	13.150	12,800	11,250		72.350	(62)
		Total	(12) 26.150	10) 25.300	15) 25.600	(12) 28.450	(13) 26.000	(13) 25.050		156.550	
14		ARM - Armenia									
	201	MOVSISYAN Aram	13.000	11.150	13.050	14.075	12,700	12,450		76.600	(32)
	202	PETROSYAN Armen	11.600	14.050	13.000	12.150	12,050	12,850		75.700	(37)
	200	KOCHARYAN Karen	12.400	12.600		13.350				38.350	(88)
		Total	(20) 25.400	(3) 26.650	14) 26.050	(19) 27.600	(21) 24.750	(10) 25.300		155.750	
15		TUR - Turkey									
	303	COLAK Ibrahim	13.150	11.400	14.200	13.000	13,750	12,750		78.250	(23)
	304	PEK Baris	13.600	12.150	12.850	14.050	12,650	11,050		76.350	(33)
	302	BAS Abdulkadir		11.450	11.900		12,750	11,300		47.400	(87)
		Total	(6) 26.750	20) 23.600	(7) 27.050	(23) 27.050	(8) 26.500	(21) 24.050		155.000	
16		BUL - Bulgaria									
	217	TUSHEV Veliko	11.750	12.600	13.850	13.050	12,100	12,400		75.750	(36)
	216	PEEV Dragomir	13.000	9.750	13.400	14.250	12,750	11,450		74.600	(46)
	215	ALEKSANDROV Yordan	11.900	11.450	11.700	12.900	12,600	12,850		73.400	(51)
		Total	(28) 24.900	18) 24.050	(4) 27.250	(21) 27.300	(16) 25.350	(11) 25.250		154.100	
17		UKR - Ukraine									
	305	KULAXIZOV Ruslan	12.900	13.250	12.850	13.550	13,350	10,950		76.850	(31)
	306	GRYBUK Volodymyr	13.150	12.150	12.200	14.075	12,800	11,450		76.100	(34)
	307	YEGOROV Ilyya		13.250	12.150		12,500			37.900	(89)
		Total	(13) 26.050	(4) 26.500	16) 25.050	(15) 27.900	(11) 26.150	(26) 22.400		154.050	
18		CZE - Czech Republic									
	225	RADOVESNICKY Daniel	13.100	12.450	13.050	14.200	13,500	13,150		79.450	(14)
	226	SMEKAL Radek	12.200	12.000	11.400	13.850	12,550	11,000		73.000	(59)
	224	KARDOS David	12.100	9.400	11.750	14.100	12,250	11,500		71.100	(68)
		Total	(23) 25.300	14) 24.450	17) 24.800	(13) 28.300	(12) 26.050	(16) 24.650		153.550	









Gymnastics



RESULTS

MEN'S TEAM COMPETITION

Rank	Bib	NOC Name							Pen.	Total	Ind. Ran
19		SRB - Serbia									
	290	DEJANOVIC Bojan	12.700	12.500	10.800	13.750	12,550	12,450		74.750	(45)
	292	MAROVIC Bozidar	12.850	11.550	11.900	14.350	12,650	11,250		74.550	(47)
	291	DORDEVIC Dusan	12.950	9.350	12.850	13.400	11,700	11,950		72.200	(63)
		Total	(16) 25.800	19) 24.050	18) 24.750	(14) 28.100	(17) 25.200	(19) 24.400		152.300	
20		SWE - Sweden									
	299	SOOS Christopher	13.100	11.200	12.400	13.775	12,950	11,550		75.250	(41)
	301	KIRMES Karl Oskar	13.050	10.350	12.200	13.700	12,300	12,200		73.800	(50)
	300	GREEN Carl	13.200	10.400	11.500	13.800	12,550	12,250		73.200	(55)
		Total	(10) 26.300	25) 21.600	20) 24.600	(17) 27.750	(14) 25.500	(18) 24.450		150.200	
21		SLO - Slovenia									
	287	PECAN Matic	12.750	11.100	12.700	13.150	12,000	12,200		73.900	(49)
	288	POTOCNIK Ziga	12.700	11.150	11.750	13.550	12,800	11,150		73.100	(58)
	289	KISEK Luka		13.050	10.750	12.650				36.450	(90)
		Total	(18) 25.450	17) 24.200	22) 24.450	(25) 26.700	(20) 24.800	(23) 23.350		148.950	
22		DEN - Denmark									
	228	FRANSEN Marcus	12.650	10.700	12.500	13.050	12,650	11,800		73.350	(53)
	227	RIDDER Lukas	12.600	10.700	12.100	13.550	11,950	12,400		73.300	(54)
	229	JOHANSEN Mathias	12.500	11.600	11.600	12.450	11,450	11,700		71.300	(66)
		Total	(25) 25.250	24) 22.300	21) 24.600	(26) 26.600	(23) 24.600	(20) 24.200		147.550	
23		CRO - Croatia									
	219	KUSAN Leonardo	12.550	13.350	12.600	13.250	12,400	11,500		75.650	(38)
	218	KOROSTELJEV Andrej	13.750	9.800	10.750	13.000	10,950	9,750		68.000	(75)
	220	PRPIC Renato	10.400	11.750		11.300				33.450	(92)
		Total	(11) 26.300	12) 25.100	27) 23.350	(29) 26.250	(29) 23.350	(28) 21.250		145.600	
24		POL - Poland									
	280	RABSTAJN Patryk	12.100	12.700	11.000	13.850	12,400	11,150		73.200	(56)
	279	POZOWSKI Jacek	11.750	10.200	12.700	13.350	12,000	11,750		71.750	(65)
	278	ADMACZYK Bartłomiej	11.100	7.150	3.650	12.050	10,750	11,400		56.100	(84)
		Total	(30) 23.850	22) 22.900	26) 23.700	(22) 27.200	(25) 24.400	(24) 23.150		145.200	









Gymnastics



RESULTS

MEN'S TEAM COMPETITION

Rank	Bib	NOC Name							Pen.	Total	Ind. Ran
25		LTU - Lithuania									
	267	TVOROGAL Robert	13.100	13.200	13.600	14.025	13,750	13,700		81.000	(6)
	266	CHANIN Viaceslav	11.950	3.850	10.400	12.700	11,350	11,050		61.350	(82)
		Total	(27) 25.050	29) 17.050	23) 24.000	(28) 26.400	(19) 25.100	(15) 24.750		142.350	
26		NOR - Norway									
	275	GIACHINO Pietro	12.450	11.100	11.100	12.550	11,500	11,150		69.850	(70)
	276	KALVO Odin Martin Des	12.400	9.850	11.700	12.750	12,350	9,400		68.450	(74)
	277	UDBYE Oliver	13.050	10.450	9.950	13.625	12,300	4,100		63.600	(79)
		Total	(17) 25.500	26) 21.550	28) 22.800	(27) 26.500	(22) 24.650	(29) 20.550		141.550	
27		LAT - Latvia									
	265	PAJADA Aleksejs	12.650	7.450	12.000	14.075	11,850	12,150		70.400	(69)
	264	SLEDEVSKI Rainers	12.250	7.450	11.750	13.800	12,600	11,500		69.350	(71)
	263	BUCULIS Germans	12.650			14.125				27.550	(93)
		Total	(24) 25.300	30) 14.900	25) 23.750	(7) 29.200	(24) 24.450	(22) 23.650		141.250	
28		FIN - Finland									
	233	LAMBERG Aaro	12.800	9.050	11.000	13.200	11,450	11,100		68.600	(73)
	234	KANERVA Olli	11.500	7.950	11.500	12.400	11,150	10,650		65.150	(77)
	235	SAARENKETO Heikki	12.550	8.300	10.700	14.300	5,100	10,950		62.050	(81)
		Total	(22) 25.350	28) 17.350	29) 22.500	(18) 27.650	(30) 22.600	(27) 22.050		137.500	
29		ISL - Iceland									
	256	SIGURDARSON Sigur	11.900	10.150	11.350	12.400	12,400	9,350		67.550	(76)
	255	HILMARSSON Hrobjartur	8.600	7.650	9.800	10.750	10,350	10,200		57.350	(83)
	254	GUDMUNDSSON Gardar	12.100	11.300		13.800	11,350	5,400		54.550	(85)
		Total	(29) 24.000	27) 21.450	30) 21.150	(24) 26.800	(28) 23.750	(30) 19.550		136.700	
30		GRE - Greece									
	246	TANTALIDIS Vasileios	12.800	11.600	12.400	12.200	12,200	12,200		73.400	(52)
	245	KIOSIS Dimitrios	12.350	1.900	11.550	12.750	11,950	10,950		62.200	(80)
		Total	(26) 25.150	31) 13.500	24) 23.950	(30) 25.700	(26) 24.150	(25) 23.150		135.600	
31		AZE - Azerbaijan									
	207	BALAKISHIYEV Ruslan	11.950	9.150	12.100	12.600	11,700	11,150		69.300	(72)
	206	AGHADADAYEV Elvin		13.450						13.450	(94)
		Total	(31) 11.950	23) 22.600	31) 12.100	(31) 13.250	(31) 11.700	(31) 11.150		82.750	









Gymnastics

TRABZON2011 11TH EUROPEAN YOUTH OLYMPIC FESTIVAL
AVRUPA GENÇLİK OLİMPİK OYUNLARI



EUROPEAN YOUTH OLYMPIC FESTIVAL TRABZON 2011

RESULTS MEN'S ALL-AROUND FINAL


Rank	Bib	Name	NOC Code							Total
1	240	TULLOCH Courtney	GBR	13,800	13,200	14,200	15,550	13,200	12,450	82,400
2	283	RADEANU Daniel Petrica Vasile	ROU	14,500	12,950	12,450	15,700	12,900	13,150	81,650
3	213	MIKHALITSYN Vasili	BLR	13,500	13,350	13,250	14,050	13,900	13,300	81,350
4	293	BAUMANN Christian	SUI	13,100	13,000	13,200	14,700	13,750	13,550	81,300
5	284	ZYRIANOV Grigorii	RUS	13,350	13,650	13,100	14,600	13,400	13,100	81,200
6	286	LAGUTOV Andrey	RUS	13,550	13,000	12,800	14,400	13,600	13,600	80,950
7	282	GROZA Andrei Ioan	ROU	12,550	12,750	13,550	14,750	13,850	12,950	80,400
8	239	BAINES Frank	GBR	14,100	12,700	13,150	13,950	14,150	12,100	80,150
9	209	GENTGES Maxime	BEL	12,850	12,950	12,650	14,850	13,350	13,450	80,100
10	221	KRASIAS Michalis	CYP	13,600	13,150	13,550	14,450	11,650	13,650	80,050
11	243	WEINERT Daniel	GER	13,450	13,350	12,850	13,550	13,850	12,900	79,950
12	250	VAGNER Levente	HUN	13,800	13,300	13,400	14,150	12,450	12,500	79,600
13	273	SCHMIDT Casimir	NED	14,200	12,550	12,900	14,900	12,200	12,400	79,150
14	211	LOUWIJE Bram	BEL	13,650	12,550	12,700	14,100	13,400	12,600	79,000
15	267	TVOROGAL Robert	LTU	12,150	12,300	13,650	13,100	12,900	14,000	78,100
16	232	TORREGROSA Borja	ESP	13,250	13,350	12,150	13,950	12,600	12,800	78,100
17	237	DEKEYNE Benjamin	FRA	12,400	11,500	13,400	14,350	13,100	12,600	77,350
18	236	CLARIVET Matthieu	FRA	13,150	12,000	12,350	13,300	13,400	13,050	77,250
19	249	SELMECZI Bank	HUN	13,700	12,650	12,400	13,300	13,250	11,550	76,850
20	294	WALTER Marco	SUI	13,700	12,350	10,350	14,700	12,950	12,400	76,450
21	231	PEREZ MARCHANT Julian	ESP	13,350	10,000	13,300	15,150	11,150	12,800	75,750
22	260	LANDINI Filippo	ITA	13,550	11,200	13,150	13,000	12,450	12,350	75,700
23	225	RADOVESNICKY Daniel	CZE	13,350	12,350	11,800	12,400	10,750	13,100	73,750
24	274	VAN TIENDEREN Bryan	NED				12,550			12,550



Gymnastics



RESULTS MEN'S FLOOR EXERCISE FINAL




Rank	Bib	Name	NOC Code	D Score	E Score	Pen.	Total
1	283	RADEANU Daniel Petrica Vasile	ROU	5.300	8,825		14,125
2	239	BAINES Frank	GBR	5.400	8,650		14,050
3	286	LAGUTOV Andrey	RUS	4.900	9,000		13,900
4	285	STEPANOV Sergey	RUS	5.200	8,475		13,675
5	282	GROZA Andrei Ioan	ROU	5.200	8,550		13,650
6	250	VAGNER Levente	HUN	5.200	8,400		13,600
7	240	TULLOCH Courtney	GBR	5.000	8,575		13,575
8	218	KOROSTELJEV Andrej	CRO	5.100	8,350		13,450



Gymnastics



RESULTS MEN'S HORIZONTAL BAR FINAL




Rank	Bib	Name	NOC Code	D Score	E Score	Pen.	Total
1	293	BAUMANN Christian	SUI	5.000	8,800		13,800
2	267	TVOROGAL Robert	LTU	5.300	8,225		13,525
3	272	KOSZTKA Karl	NED	4.500	8,675		13,175
4	257	ARNON Tom	ISR	4.800	8,275		13,075
5	295	YUSOF Eddy	SUI	4.600	8,300		12,900
6	244	SCHLOTTERER Lukas	GER	4.500	8,275		12,775
7	286	LAGUTOV Andrey	RUS	4.800	7,625		12,425
8	221	KRASIAS Michalis	CYP	4.800	6,850		11,650



Gymnastics



RESULTS MEN'S POMMEL HORSE FINAL



Rank	Bib	Name	NOC Code	D Score	E Score	Pen.	Total
1	213	MIKHALITSYN Vasili	BLR	5.000	8,900		13,900
2	285	STEPANOV Sergey	RUS	4.800	8,925		13,725
3	209	GENTGES Maxime	BEL	4.900	8,375		13,275
4	206	AGHADADAYEV Elvin	AZE	4.900	8,175		12,775
5	284	ZYRIANOV Grigorii	RUS	4.700	7,700		12,400
6	211	LOUWIJE Bram	BEL	4.600	7,525		12,125
7	202	PETROSYAN Armen	ARM	4.600	7,525		12,125
8	221	KRASIAS Michalis	CYP	4.600	6,425		11,025

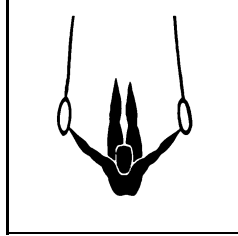


Gymnastics

TRABZON2011 11TH EUROPEAN YOUTH OLYMPIC FESTIVAL
AVRUPA GENÇLİK OLİMPİK OYUNLARI



RESULTS MEN'S RINGS FINAL




Rank	Bib	Name	NOC Code	D Score	E Score	Pen.	Total
1	240	TULLOCH Courtney	GBR	5.400	8,950		14,350
2	238	MICHOLET Stephen	FRA	5.500	8,700		14,200
3	303	COLAK Ibrahim	TUR	5.200	8,950		14,150
4	282	GROZA Andrei Ioan	ROU	5.200	8,625		13,825
5	231	PEREZ MARCHANT Julian	ESP	4.800	8,800		13,600
6	221	KRASIAS Michalis	CYP	4.800	8,725		13,525
7	217	TUSHEV Veliko	BUL	4.800	8,700		13,500
8	295	YUSOF Eddy	SUI	5.000	8,450		13,450



Gymnastics



RESULTS MEN'S VAULT FINAL



Rank	Bib	Name	NOC Code	D Score	E Score	Pen.	Total
1	231	PEREZ MARCHANT Julian	ESP	6.200	9,000		14,737
				5.400	8,875		
2	294	WALTER Marco	SUI	6.200	8,825		14,625
				5.400	8,825		
3	293	BAUMANN Christian	SUI	6.200	8,925	0.10	14,587
				5.400	8,750		
4	283	RADEANU Daniel Petrica Vasile	ROU	6.600	8,100	0.30	14,512
				6.200	8,425		
5	240	TULLOCH Courtney	GBR	6.600	7,850		14,400
				5.400	8,950		
6	273	SCHMIDT Casimir	NED	6.200	8,550		14,000
				4.600	8,650		
7	209	GENTGES Maxime	BEL	5.800	7,875		13,737
				5.400	8,500	0.10	
8	235	SAARENKETO Heikki	FIN	5.800	8,600	0.30	13,175
				3.800	8,450		