







Gymnastics



RESULTS

WOMEN'S TEAM COMPETITION

Rank	NOC					Pen.	Total
1	ITA - Italy	(1) 28.350	(1) 27.400	(2) 28.200	(3) 27.000		110.950
2	ROU - Romania	(4) 27.450	(4) 26.000	(1) 29.250	(1) 27.850		110.550
3	GER - Germany	(2) 27.850	(3) 26.600	(4) 26.900	(8) 26.050		107.400
4	RUS - Russia	(3) 27.700	(6) 25.900	(7) 25.650	(2) 27.150		106.400
5	FRA - France	(10) 26.550	(2) 26.600	(3) 27.100	(7) 26.100		106.350
6	BEL - Belgium	(5) 27.450	(7) 25.400	(11) 25.000	(5) 26.350		104.200
7	GBR - Great Britain	(6) 27.150	(12) 24.200	(5) 26.100	(4) 26.600		104.050
8	UKR - Ukraine	(7) 27.100	(9) 24.900	(10) 25.300	(6) 26.350		103.650
9	NED - Netherlands	(8) 26.700	(8) 25.350	(8) 25.450	(10) 25.550		103.050
10	HUN - Hungary	(12) 26.150	(5) 26.000	(12) 24.500	(11) 25.450		102.100
11	BLR - Belarus	(13) 25.950	(10) 24.750	(6) 25.800	(14) 24.900		101.400
12	SUI - Switzerland	(11) 26.400	(11) 24.550	(14) 23.350	(13) 25.000		99.300
13	SWE - Sweden	(9) 26.600	(15) 19.950	(9) 25.400	(9) 25.700		97.650
14	AUT - Austria	(14) 25.300	(14) 20.500	(19) 22.450	(12) 25.200		93.450
15	GRE - Greece	(16) 25.000	(13) 21.600	(16) 23.000	(18) 23.050		92.650
16	POL - Poland	(18) 24.550	(17) 19.500	(13) 24.500	(21) 22.950		91.500
17	FIN - Finland	(17) 25.000	(18) 19.250	(15) 23.250	(19) 23.000		90.500
18	IRL - Ireland	(22) 23.850	(19) 18.650	(18) 22.550	(17) 23.500		88.550
19	CZE - Czech Republic	(21) 24.100	(21) 17.750	(17) 22.850	(16) 23.800		88.500
20	LAT - Latvia	(15) 25.300	(16) 19.550	(22) 20.650	(22) 22.900		88.400
21	ISL - Iceland	(20) 24.250	(20) 18.200	(20) 21.350	(15) 23.850		87.650
22	DEN - Denmark	(19) 24.350	(22) 15.500	(21) 20.700	(20) 23.000		83.550
23	TUR - Turkey	(23) 21.400	(23) 15.400	(23) 20.500	(23) 20.250		77.550







Gymnastics

TRABZON2011 11TH EUROPEAN YOUTH OLYMPIC FESTIVAL
AVRUPA GENÇLİK OLİMPİK OYUNLARI



EUROPEAN YOUTH OLYMPIC FESTIVAL TRABZON 2011

RESULTS WOMEN'S ALL-AROUND FINAL


Rank	Bib	Name	NOC Code					Total
1	66	IODACHE Larissa	ROU	13,550	14,250	15,150	14,600	57,550
2	47	FASANA Erika	ITA	14,200	13,300	14,100	13,850	55,450
3	48	MENEGHINI Elisa	ITA	13,400	13,700	13,850	13,850	54,800
4	68	SHELGUNOVA Evgeniya	RUS	14,000	12,900	14,200	13,650	54,750
5	67	RODIONOVA Anna	RUS	13,500	13,900	12,950	13,500	53,850
6	26	KUHM Anne	FRA	13,500	13,700	13,500	13,050	53,750
7	28	JUPP Gabrielle	GBR	13,400	12,550	13,850	13,500	53,300
8	8	GRAND RY Terri	BEL	13,600	13,150	12,650	13,400	52,800
9	87	SANKOVA Khrystyna	UKR	13,100	13,350	12,600	13,500	52,550
10	53	TOP Lisa	NED	13,250	13,250	12,500	13,450	52,450
11	85	LIUBYTSKA Daryna	UKR	13,400	13,350	13,150	12,550	52,450
12	39	MAKRA Noemi	HUN	13,100	13,700	12,450	13,000	52,250
13	29	CAIG Abigail	GBR	13,300	11,350	14,100	13,350	52,100
14	33	SCHEDER Sophie	GER	12,900	13,850	12,500	12,600	51,850
15	38	JELENCICS Dorina	HUN	13,750	12,700	12,550	12,850	51,850
16	31	AKYOL Cagla	GER	12,350	13,050	12,900	12,900	51,200
17	65	GHEORGHE Georgiana	ROU	12,550	13,000	13,450	12,050	51,050
18	75	SCHULTE Laura	SUI	13,300	12,450	11,500	12,700	49,950
19	54	NETTEB Chantysa	NED	13,300	12,150	12,100	12,250	49,800
20	27	THOBIE Doriane	FRA	12,900	13,300	9,950	13,450	49,600
21	81	RUMBUTIS Julia	SWE	13,300	12,300	12,650	11,350	49,600
22	74	METZGER Sara	SUI	12,700	12,400	11,700	11,850	48,650
23	4	JOCHUM Olivia	AUT	12,650	10,800	12,050	12,950	48,450
24	10	FIADUTSIK Katsiaryna	BLR	12,550	10,750	11,450	12,050	46,800



Gymnastics



RESULTS WOMEN'S BEAM FINAL



Rank	Bib	Name	NOC Code	D Score	E Score	Pen.	Total
1	66	IORDACHE Larissa	ROU	6.400	8,600		15,000
2	28	JUPP Gabrielle	GBR	5.800	8,225		14,025
3	46	DEAGOSTINI Francesca	ITA	5.700	8,225		13,925
4	26	KUHM Anne	FRA	5.400	8,350		13,750
5	65	GHEORGHE Georgiana	ROU	5.400	8,225		13,625
6	48	MENEGHINI Elisa	ITA	5.400	7,475		12,875
7	67	RODIONOVA Anna	RUS	5.200	7,250		12,450
8	31	AKYOL Cagla	GER	5.300	6,625		11,925




Gymnastics

TRABZON2011 11TH EUROPEAN YOUTH OLYMPIC FESTIVAL
AVRUPA GENÇLİK OLİMPİK OYUNLARI



RESULTS WOMEN'S FLOOR EXERCISE FINAL



Rank	Bib	Name	NOC Code	D Score	E Score	Pen.	Total
1	66	IORDACHE Larissa	ROU	5.700	8,575		14,275
2	47	FASANA Erika	ITA	5.400	8,125		13,525
3	68	SHELGUNOVA Evgeniya	RUS	5.400	8,125		13,525
4	8	GRAND RY Terri	BEL	5.300	8,175		13,475
5	67	RODIONOVA Anna	RUS	5.300	8,200	0.10	13,400
6	87	SANKOVA Khrystyna	UKR	5.400	7,925		13,325
7	48	MENEGHINI Elisa	ITA	5.200	8,100		13,300
8	64	BALEA Maria	ROU	5.300	7,675		12,975




Gymnastics

TRABZON2011 11TH EUROPEAN YOUTH OLYMPIC FESTIVAL
AVRUPA GENÇLİK OLİMPİK OYUNLARI



RESULTS WOMEN'S UNEVEN BARS FINAL




Rank	Bib	Name	NOC Code	D Score	E Score	Pen.	Total
1	39	MAKRA Noemi	HUN	5.100	8,425		13,525
2	66	IORDACHE Larissa	ROU	5.800	7,675		13,475
3	47	FASANA Erika	ITA	5.400	8,050		13,450
4	26	KUHM Anne	FRA	5.100	8,325		13,425
5	48	MENEGHINI Elisa	ITA	4.900	8,100		13,000
6	27	THOBIE Doriane	FRA	5.000	7,725		12,725
7	85	LIUBYTSKA Daryna	UKR	5.400	6,650		12,050
8	33	SCHEDER Sophie	GER	5.600	5,725	0.50	10,825



Gymnastics



CIII - Apparatus Finals WOMEN'S VAULT



Rank	Bib	Name	NOC	Vault	D Score	E Score	Pen.	Vault Score	Total
1.	32	BERGER Janine	GER	1	6,30	8.48		14,775	14.250
				2	5,20	8.53		13,725	
2.	66	IODACHE Larissa	ROU	1	5,80	8.70		14,500	14.225
				2	5,00	8.95		13,950	
3.	47	FASANA Erika	ITA	1	5,80	8.65		14,450	14.088
				2	5,30	8.43		13,725	
4.	68	SHELGUNOVA Evgeniya	RUS	1	5,00	8.55		13,550	13.775
				2	5,80	8.20		14,000	
5.	38	JELENCICS Dorina	HUN	1	5,30	8.50		13,800	13.775
				2	5,00	8.75		13,750	
6.	9	RABAUT Ellen	BEL	1	5,00	8.63		13,625	13.338
				2	4,40	8.65		13,050	
7.	48	MENEGHINI Elisa	ITA	1	5,00	8.63		13,625	13.313
				2	4,40	8.60		13,000	
8.	29	CAIG Abigail	GBR	1	5,00	8.45		13,450	13.175
				2	4,40	8.50		12,900	